

Your Ref:
Our Ref:

Quantity:
Version: 1

Product Code: PS0046
Product Colour: POPPY

PRINTING CONCERNS:

PRODUCT INFO:

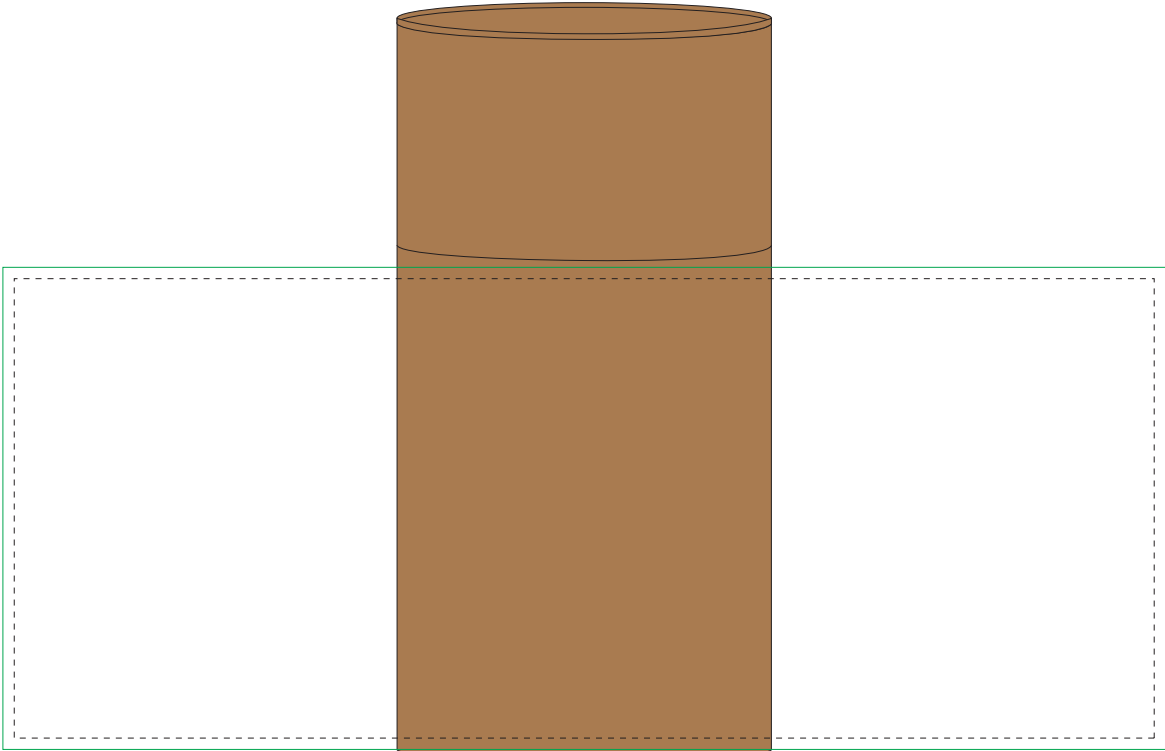
We stock this item in the following colours



PANTONE REFERENCE(S)


 Full colour label

ARTWORK SCALE 75%



Product Image for visualisation
- colours may vary

LID



The dashed line is to demonstrate print area and will not appear on your printed item

PLEASE NOTE:

- All colours including print and product are for visual purposes only and should not be regarded as the actual colour of the product and print.
 - Some products may vary from batch to batch and may differ from previous orders.
 - The colour and texture of a product can also have an effect on the final print colour.
 - By approving this order we accept that you understand these terms.
1. Your order will not go in to print and production time cannot be confirmed, unless artwork has been approved via the online system.
 2. Once printed, artwork cannot be amended, mistakes must be rectified at visual stage.
 3. Claims for faulty goods will be honoured, only if the goods are returned to us. We will not issue credits/refunds for items that have been distributed. Please ensure that goods are satisfactory before distribution
 4. We are not responsible for delays during transit.

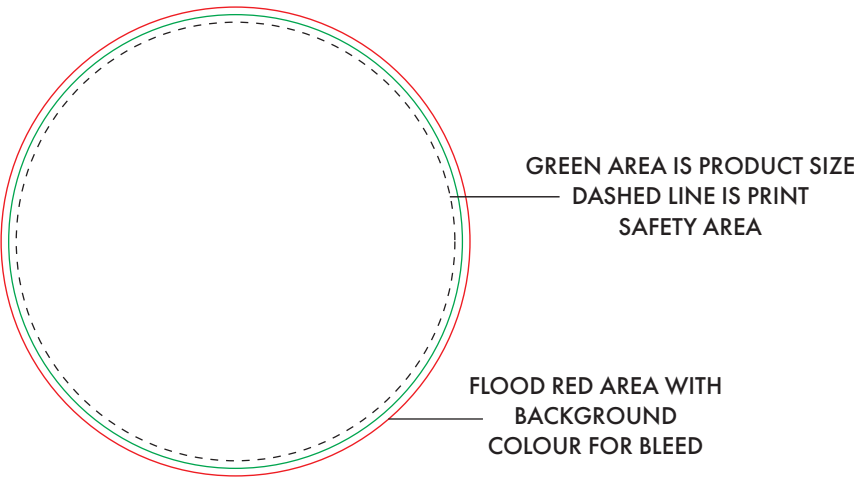
By approving this visual, you are confirming you have thoroughly checked all information, including layout, fonts, spelling, print colours, print size, print position, product, product colour and quantity.

To proceed, please approve visual via the online system.

ARTWORK SCALE 100%
Print Area: 201mm x 81mm



ARTWORK SCALE 100%
Print Area: 60mm Dia



SOWING INSTRUCTIONS (INSIDE LID)

POPPY

Flower/Vegetable/Herb

Place your Cocopress peat free soil tablets in 200ml of warm water when they will quickly expand. Fill drum with most of the compost, sprinkle the seeds thinly over the surface, cover with additional 3mm layer of compost. Keep in a warm, light position away from direct sunlight and well watered at all times. When seedlings are large enough to handle transplant into larger pots or into the garden